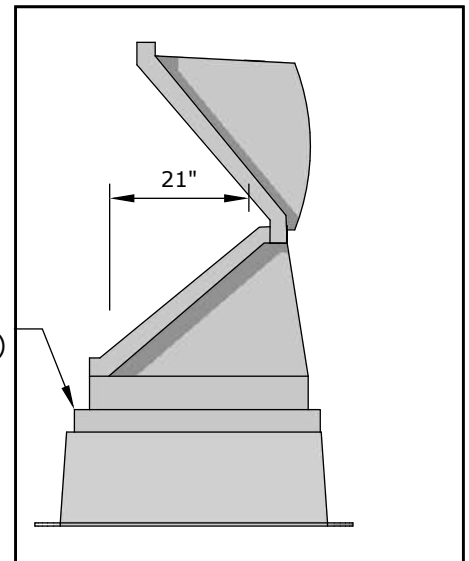


FINAL GRADE
(6" BELOW LID)



- DIAGRAM NOT TO SCALE
- CONTACT NOLIN RECC LINE DESIGN DEPARTMENT BEFORE STARTING ANY WORK
- CALL 811 BEFORE DIGGING

PAGE 1 OF 2



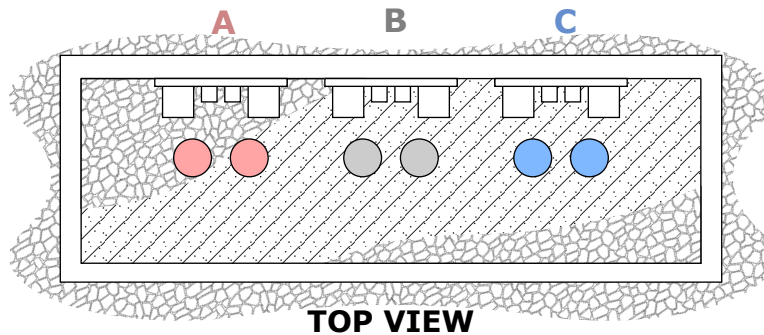
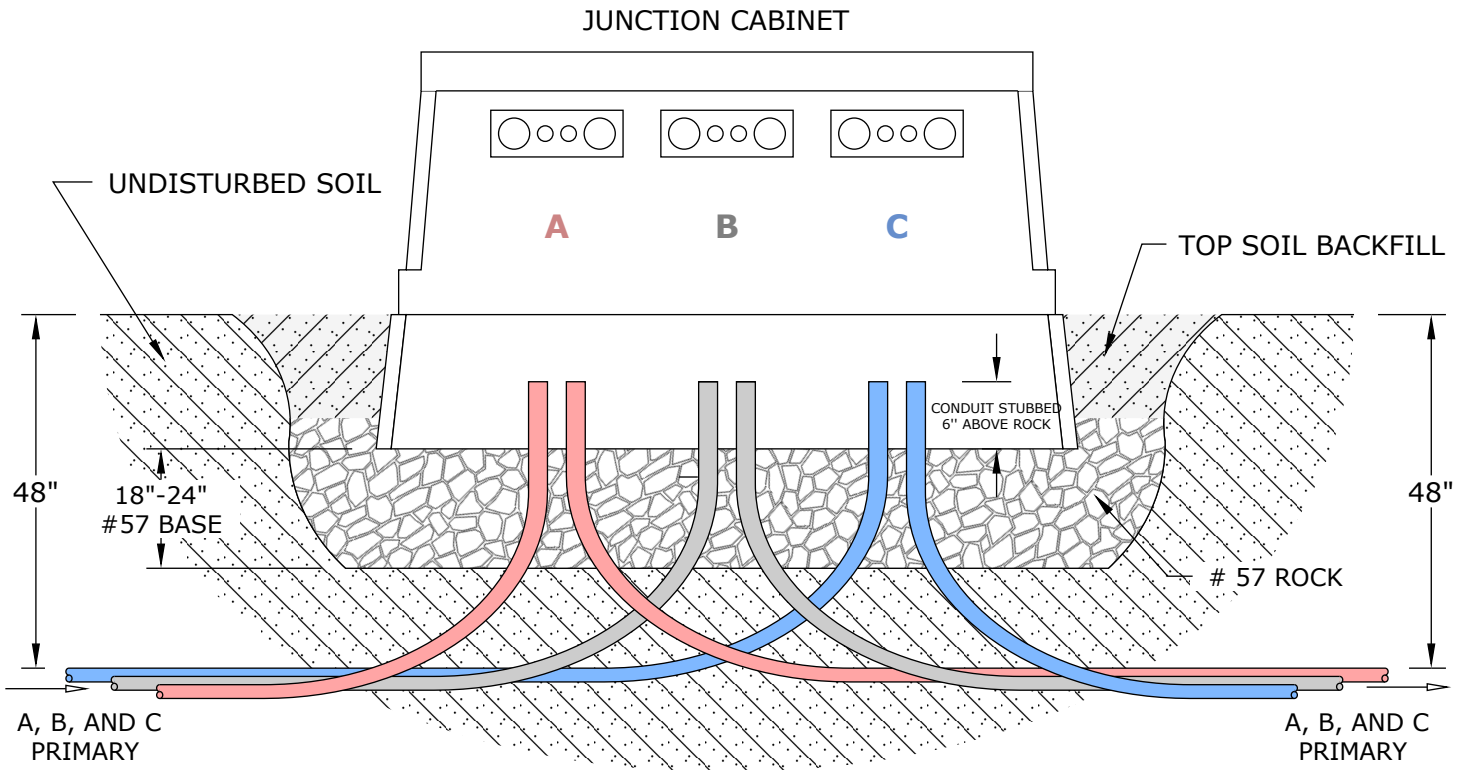
MAIN OFFICE: 270-765-6153

APPROVED BY:
NOLIN RECC
LINE DESIGN

THREE PHASE JUNCTION CABINET INSTALLATION

LAST REVISION

04/14/2023



- DIAGRAM NOT TO SCALE
- CONTACT NOLIN RECC LINE DESIGN DEPARTMENT BEFORE STARTING ANY WORK
- CALL 811 BEFORE DIGGING

NOTE

Refer to Nolin's trench profile diagram for conduit size, ditch depth, and other necessary information.



MAIN OFFICE: 270-765-6153

APPROVED BY:
NOLIN RECC
LINE DESIGN

PAGE 2 OF 2

THREE PHASE JUNCTION
CABINET INSTALLATION

LAST REVISION

04/14/2023